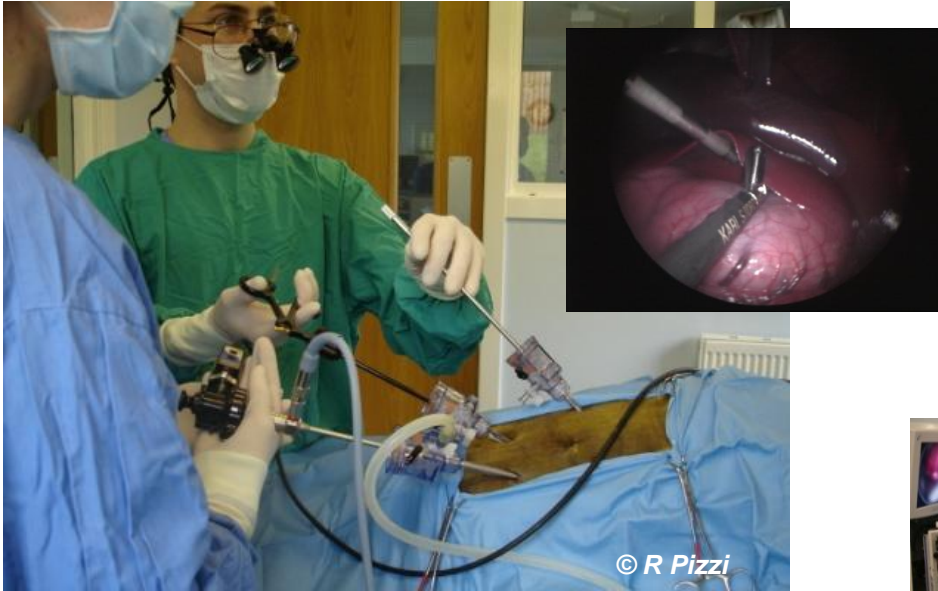


Keyhole Surgery



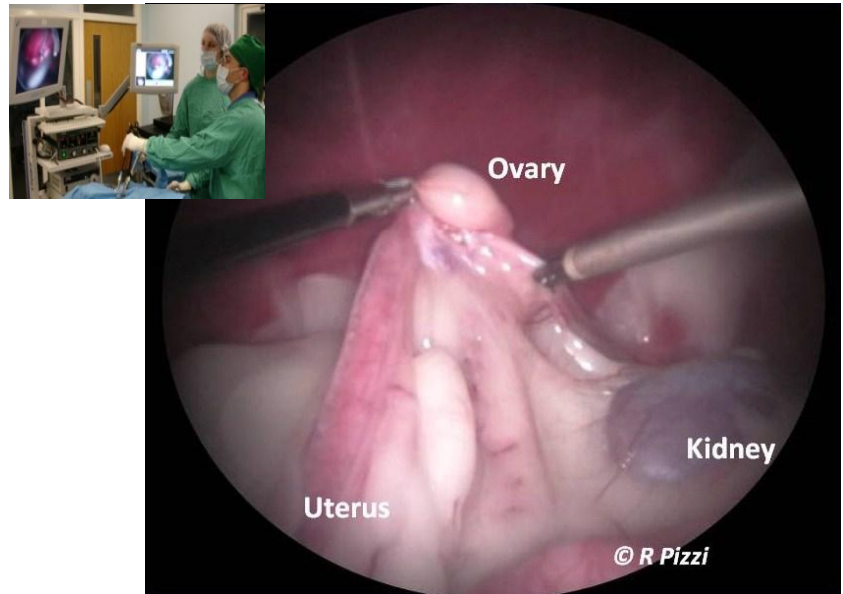
The abdomen is inflated with sterile carbon dioxide to create an operating space. Specialised instruments are inserted into the abdomen via thin 5mm ports, resulting in small wounds that heal quickly with much less scarring than traditional open surgery.

Keyhole surgery is usually covered by Pet Insurance

What is Keyhole Surgery?

Also known as minimally invasive surgery, and laparoscopic surgery, this type of surgery is commonly performed in human surgery, but is only available from a handful of veterinary facilities in the UK. A thin (5mm) surgical telescope, or endoscope, is inserted into the abdomen, and the surgeon can visualise the magnified internal organs on medical monitors.

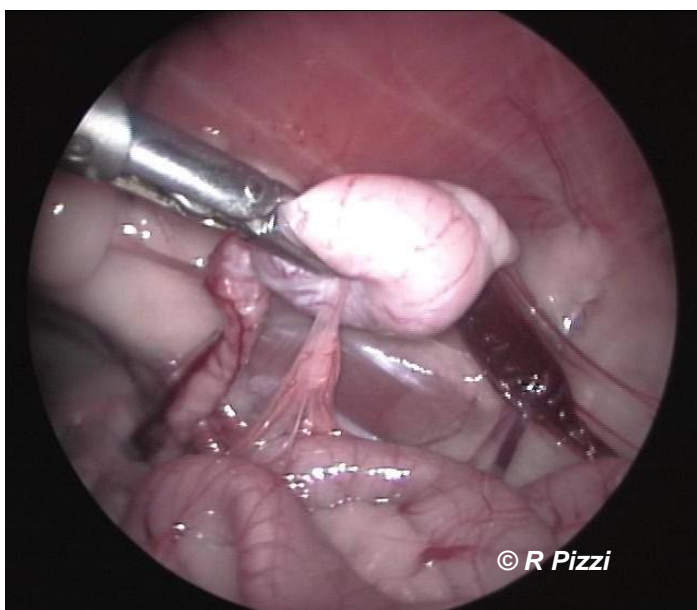
Just as in humans, while many different operations can be performed by keyhole surgery, it is unfortunately not possible to perform all operations in this way. It is however ideally suited to certain procedures, such as organ biopsies, removal of abdominal retained testicles (cryptorchidism) such as in the photo below, staging, diagnosis, and removal of tumours, investigation of abdominal pain, hernia investigation and repair, and others.



Keyhole ovariectomy (routine neutering) in a bitch

- **Small Wounds**
- **Less Pain**
- **Faster Recovery**
- **More Accurate Surgery**

Please do ask us for more information



Keyhole surgery also allows us to record photos and videos to better allow you to understand your animals condition, and see just how we performed surgery. These are also added to your pets medical records for future reference.

To see demonstration videos & pictures of veterinary keyhole surgical techniques, visit:

www.veterinarylaparoscopy.com

